

# Endless Belt Slitter

## Safety and Operation Manual

# CB600-CB900-CB1200



### WARNING

IMPROPER OR UNSAFE use of this tool can result in serious bodily injury! This manual contains important information about product function and safety. Please read and manual available for other users and owners before they use the tool. To understand this manual BEFORE operating the tool. Please keep this is manual should be stored in a safe place.

## Table of Contents

Specification.....	pg.1
Safety rules and winding option.....	pg.2
Safe Operation.....	pg.3-6
Common problems and solutions.....	pg.7

# Endless Belt Slitter



## Specification

Parameters	CB600	CB900	CB1200
Length(mm)	1300	1600	1900
Width(mm)	620	620	620
Height(mm)	1180	1180	1180
Weight(KG)	180KG	210KG	255KG
Package Weight(KG)	254KG	270KG	314KG
Package Volume(L*W*H)(mm)	1430*750*1400	1750*750*1400	2030*750*1400
Power(W)	550	550	550
Maximum Rotation Speed (Rev/min)	47	47	47
Min/max thickness of the belt	1-10mm	1-10mm	1-10mm
Number of knives(pcs)	5	5	5
Votalge	1PH 220V	1PH 220V	1PH 220V

## General Safety Rules

[Save These Instructions](#)

### Signal words:

“DANGER” indicates an imminently hazardous situation which, if not avoided, will result in death or serious injury. The signal word is limited to the most extreme situations.

“WARNING” indicates a potentially hazardous situation which, if not avoided, could result in death or serious injury.

“CAUTION” indicates a potentially hazardous situation which, if not avoided, may result in minor or moderate injury. It may also be used to alert against unsafe practices.

### Safety Symbol



This international safety symbol is used to identify and call attention to specific safety matters.

### Safety Information

To Avoid Severe Personal Injury or Property Damage, read carefully and understand the following Safety Precautions.

### Overall Safety rules

#### DANGER

To Avoid Severe Personal Injury or Property Damage, read carefully and understand the following Safety Precautions.

#### DANGER

Terminate electrical hazards by removing power cord from wall receptacle or machine base inlet.

#### WARNING

Terminate pressure related hazards by pressing the red pressure relief button.

#### CAUTION

Press platens develop over 5 tons of clamping force. When operating the press keep the four press connector bolts in place by hand tightening.

#### CAUTION

Avoid temperature related hazards by handling press components and belt once safely cooled.



# HOLO<sup>®</sup> ENDLESS BELT SLITTER

WENZHOU HOLO INDUSTRIAL EQP MFG CO.,LTD

## Safe Operation

### MATTERS OF PARTICULAR

This manual will be referred to the key components of the following, if failed to account for the location, please refer to the map to understand.



# HOLO® ENDLESS BELT SLITTER

WENZHOU HOLO INDUSTRIAL EQP MFG CO.,LTD



1.Measure the blade distance according to request belt width and fix the round blade



2.Position the bar to prevent the cut-away belt from climbing and roll on the cutting roller



3.Lower the side baffle which is to prevent the machine from being damaged during shipping.



4.Put in the belt

5.Fix the side metal block

# HOLO® ENDLESS BELT SLITTER

WENZHOU HOLO INDUSTRIAL EQP MFG CO.,LTD



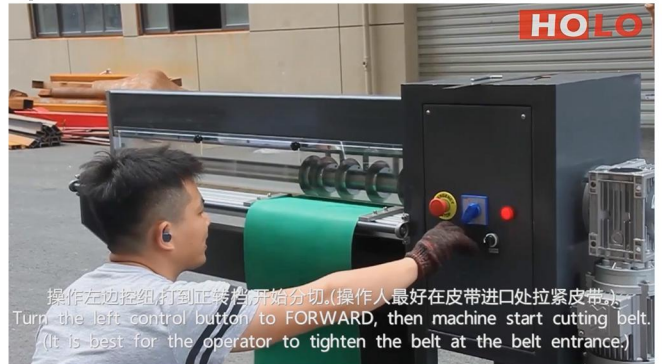
6. Put down the plastic safety Guard to Protect the operator



7. Turn on the bottom roll control to raised up the bottom roller



The bottom roller raised up to the blade



8. Turn the left control to "FORWARD" to cut.



9. Operator better to hold the belt during cutting.



10. Turn the FOR/REV button after work completed.



11. Low down the bottom roller

# HOLO® ENDLESS BELT SLITTER

WENZHOU HOLO INDUSTRIAL EQP MFG CO.,LTD



**12. Lift up the plastic safety plate**  
**Get out the belt you need**



**13. Close the machine**

Thank you for reading, please be careful when you run the machine.

Video link: <https://www.youtube.com/watch?v=16Jpl8ZEgtY&t>



### Common problems and solutions

NO.	Description	Photo	

## SAFETY CONSIDERATIONS

This application procedure is not intended to supersede any company construction or safety standards. This procedure is offered only to illustrate safe application for the individual. FAILURE TO FOLLOW THESE PROCEDURES MAY RESULT IN PERSONAL INJURY OR DEATH.

Do not modify this product under any circumstances.

This product is intended for use by trained technicians only. This product should not be used by anyone who is not familiar with, and not trained to use it.

When working in the area of energized lines, extra care should be taken to prevent accidental electrical contact.

For proper performance and personal safety, be sure to select the proper size PREFORMED product before application.

PREFORMED products are precision devices. To insure proper performance, they should be stored in cartons under cover and handled carefully.



# HOLO ENDLESS BELT SLITTER

**HOLO**



Factory scene

© WENZHOU HOLO INDUSTRIAL EQP MFG CO.,LTD

Room 201, Building 3, NO.188 Wangxin Road Dongshan Street RUIAN Wenzhou

ZHEJIANG, China

Web: <http://www.holobelt.com>

Tel:(86)0577 65682000 Fax:(86)0577 65916651