



Splice press

Safety and Operation Manual

Water cooling system splice press

PB1100-PB1600

PC2100-PC2600-PC3200-PC4200



WARNING

IMPROPER OR UNSAFE use of this tool can result in serious bodily injury! This manual contains important information about product function and safety. Please read and manual available for other users and owners before they use the tool. To understand this manual BEFORE operating the tool. Please keep this is manual should be stored in a safe place.

Table of Contents

PB Water Cooled Press.....	pg.1-2
PC Water Cooled Press.....	pg.3-4
Specification.....	pg.5
General Safety Rules.....	pg.6
Safe Operation.....	pg.7-10

PB Water cooling system splice press (Stainless Steel)

Be sure to read and completely understand this procedure before applying product.

Be sure to select the proper PREFORMED product before application.



CONSIDERATIONS:

This Application Procedure is valid for PLP Compression Splice (CMPSP) Assemblies on ACSR Conductors only.

TOOLS SPECIFICATIONS:

1. 1100mm effective(40")
2. 1300mm effective(40")
3. 1600mm effective(60")

MAIN COMPONENTS

- Upper Mould
- Lower Mould
- Rotating button
- Handle
- Fixed handle
- Gasbag
- Rings
- Barometer
- Power plug
- Stainless steel panel

FEATURES AND BENEFITS:

ADVANTAGE

2100mmx150mm hot plate size

Electronic 380V/5700W pressure 0-2.5kg

Technical performance of HOLO dual hot press:
stainless steel body, one airbag, laser silica gel hot plate, built-in direct water cooling system.

1) the upper and lower mould heating: heating to 200°C, about 20 minutes; 200°C cooled to 60°C, about 3 minutes, the temperature error of upper and lower die 2000mm horizontal length of less than 3 °C, the temperature error is less than 2°C, fully meet the requirements of belt joint process.

2) gasbag pressurization: 0-2.5kg adjustable.

3) intelligent digital control: automatic heating,

automatic temperature control, automatic cut off the power supply.

4) pumping water pump 1, flexible and easy to use;

5) two block matching stainless steel platen, girder durable deformation.

YOU NEED TWO AUXILIARY EQUIPMENT



Air compressor



Pool


HOLO[®] BELTS PRESS MACHINE

WENZHOU HOLO INDUSTRIAL EQP MFG CO.,LTD

Safe Operation of HOLO[®] Press


MATTERS OF PARTICULAR

This manual will be referred to the key components of the following, if failed to account for the location, please refer to the map to understand.



MATTERS OF PARTICULAR


This manual will be referred to the key components of the following, if failed to account for the location, please refer to the map to understand.



PC Water cooling system splice press (Aluminum Alloy)

Be sure to read and completely understand this procedure before applying product.

Be sure to select the proper PREFORMED product before application.



CONSIDERATIONS:

This Application Procedure is valid for PLP Compression Splice (CMPSP) Assemblies on ACSR Conductors only.

TOOLS SPECIFICATIONS:

1. 2100mm effective(80")
2. 2600mm effective(100")
3. 3200mm effective(120")
4. 4200mm effective(140")
5. 5200mm effective(160")

MAIN COMPONENTS

- Upper Mould
- Lower Mould
- Rotating button
- Handle
- Fixed handle
- Gasbag
- Rings
- Barometer
- Power plug
- Stainless steel panel

FEATURES AND BENEFITS:

ADVANTAGE

2100mmx150mm hot plate size

Electronic 380V/5700W pressure 0-2.5kg

Technical performance of HOLO dual hot press:

Aluminum body, one airbag, laser silica gel hot plate, built-in direct water cooling system.

1) the upper and lower mould heating: heating to 200°C, about 20 minutes; 200°C cooled to 60°C, about 3 minutes, the temperature error of upper and lower die 2000mm horizontal length of less than 3 °C, the temperature error is less than 2°C, fully meet the requirements of belt joint process.

2) gasbag pressurization: 0-2.5kg adjustable.

3) intelligent digital control: automatic heating,

automatic temperature control, automatic cut off the power supply.

4) pumping water pump 1, flexible and easy to use;

5) two block matching stainless steel platen, girder durable deformation.

YOU NEED TWO AUXILIARY EQUIPMENT



Air compressor



Pool




HOLO® BELTS PRESS MACHINE

WENZHOU HOLO INDUSTRIAL EQP MFG CO.,LTD

Safe Operation of HOLO® Press

MATTERS OF PARTICULAR

This manual will be referred to the key components of the following, if failed to account for the location, please refer to the map to understand.



HOLO® BELTS PRESS MACHINE

WENZHOU HOLO INDUSTRIAL EQP MFG CO.,LTD

Tool Specification

Tool Specifications	PB1100	PB1600	PC2100	PC3200	PC4200
Effective length	1000mm	1500 mm	2000mm	3000mm	4000mm
Effective width	150 mm	150 mm	150mm	150mm	150mm
Weight lower part	41 kg	57 kg	94 kg	160KG	208KG
Weight upper part	35kg	63 kg	102 kg	208KG	210KG
Total weight	87kg	125 kg	196kg	340KG	430KG
Length	1410mm	1910 mm	2420 mm	3550mm	4555mm
Overall Height	310 mm	390 mm	390 mm	550mm	650mm
Overall Width	320mm	320mm	320mm	320mm	320mm
Max. pressure	2 Bar	2 Bar	2 Bar	2Bar	2Bar
Max. temperature	200 °C	200 °C	200 °C	200 °C	200 °C
Dimensions for transport	2050 x 480 x540 mm	2450 x 550 x 490 mm	2950 x 600 x 490 mm	3730 x 830 x 300 mm	4730x 830 x 300 mm
Weight for transport	135 kg	170kg	250 kg	400KG	500KG
Power	3696W	5760W	7560W	11.52KW	15.12KW

Extra Case

This machine after you buy need to check the things of two important accessories

1 .Power control platform

The expansion device used to control machine operation, it is the company for the original configuration, interior fittings completely by the independent factory production, with high voltage, non professionals can not disassembling any of it to ensure personal safety

2 .Water pump

The expansion device for external purchase, but still included in your purchase inside, it is can be replaced, you can choose to purchase, which comprises a pump body and a tee pipe interface and in the cooling process of the machine play a decisive role.



Electric box



Water bomb

General Safety Rules

[Save These Instructions](#)

Signal words:

“DANGER” indicates an imminently hazardous situation which, if not avoided, will result in death or serious injury. The signal word is limited to the most extreme situations.

“WARNING” indicates a potentially hazardous situation which, if not avoided, could result in death or serious injury.

“CAUTION” indicates a potentially hazardous situation which, if not avoided, may result in minor or moderate injury. It may also be used to alert against unsafe practices.

Safety Symbol



This international safety symbol is used to identify and call attention to specific safety matters.

Safety Information

To Avoid Severe Personal Injury or Property Damage, read carefully and understand the following Safety Precautions.

Overall Safety rules

DANGER

To Avoid Severe Personal Injury or Property Damage, read carefully and understand the following Safety Precautions.

DANGER

Terminate electrical hazards by removing power cord from wall receptacle or machine base inlet.

WARNING

Terminate pressure related hazards by pressing the red pressure relief button.

CAUTION

Press platens develop over 5 tons of clamping force. When operating the press keep the four press connector bolts in place by hand tightening.

CAUTION

Avoid temperature related hazards by handling press components and belt once safely cooled.

Water Cooling Splice Press


PB600/900/1100/1300/1600

PC2100/2600/3200/4200/5200



1.Connect the water input pipe with pump

1.Connect the water input pipe with pump




2.Connect input pipe(1pc upper,1pc bottom)

2.Connect input pipe(1pc upper,1pc bottom)



3.Connect the water output pipe

3.Connect the water output pipe





4.Connect Pressure pipe

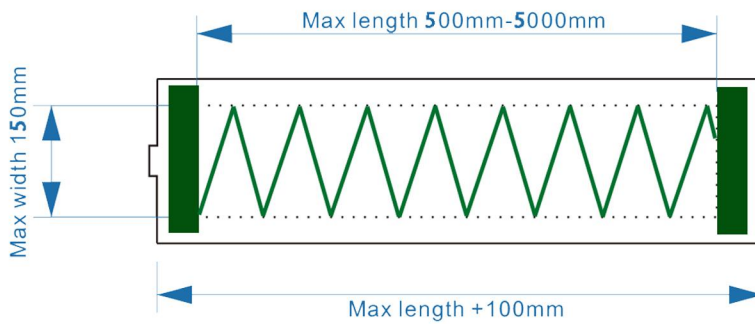
4.Connect Pressure pipe

HOLO[®] BELTS PRESS MACHINE

WENZHOU HOLO INDUSTRIAL EQP MFG CO.,LTD



5.Put the belt on the machine,clamp it by two pcs clamp bar ,then put the upper beam on, lock it by four bolts (Two Bolts).



6.Heating Area 150mm/200mm,put the finger on the middle of the plate,put the belt material on both side,full of the plate.



7.Open the pressure



7.Open the pressure



8.Adjust the pressure (2bar)



8.Adjust the pressure (2bar)

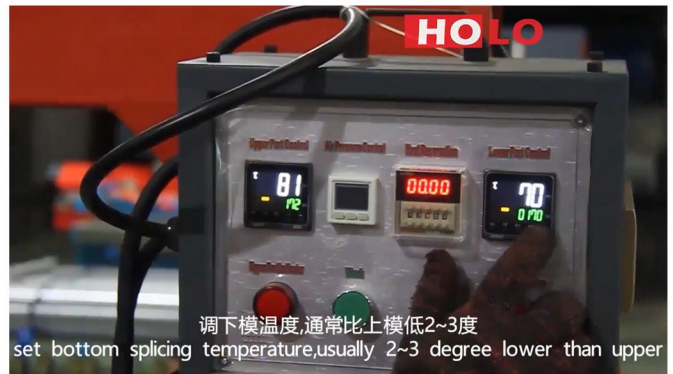
HOLO® BELTS PRESS MACHINE

WENZHOU HOLO INDUSTRIAL EQP MFG CO.,LTD



调上模温度
set upper splicing temperature

9.Set Upper Splicing TEMP.



调下模温度,通常比上模低2~3度
set bottom splicing temperature,usually 2~3 degree lower than upper

10.Set the bottom TEMP.



调结束冷却温度,AL-2 通常为60度
Cooling temperature AL-2 :60 degree

11.Change to Function "AL-2" (ONLY bottom controller),Set Cooling TEMP.



调保温时间
set dwell time

12.Set DWELL Time



打开开关
start

13.Start



插上气泵开关
plug the water pump power

14.Plug the water pump power



15.End of DWELL time countdown



16.Put the water pump into cold water

HOLO® BELTS PRESS MACHINE

WENZHOU HOLO INDUSTRIAL EQP MFG CO.,LTD



**17.If water Pump not work,shake the pump
,get the air outside the pump.**



19.Release the Pressure



20.Roosen the bolts,take out the belt



21.Check joint quality



**18.Open the switch,put out all water out of
the machine**



**★Importance:To blow out all of the water
inside the machine after each joint work.**

Common problems and solutions

NO.	Description	Photo	
1			

SAFETY CONSIDERATIONS

This application procedure is not intended to supersede any company construction or safety standards. This procedure is offered only to illustrate safe application for the individual. FAILURE TO FOLLOW THESE PROCEDURES MAY RESULT IN PERSONAL INJURY OR DEATH.

Do not modify this product under any circumstances.

This product is intended for use by trained technicians only. This product should not be used by anyone who is not familiar with, and not trained to use it.

When working in the area of energized lines, extra care should be taken to prevent accidental electrical contact.

For proper performance and personal safety, be sure to select the proper size PREFORMED product before application.

PREFORMED products are precision devices. To insure proper performance, they should be stored in cartons under cover and handled carefully.



HOLO BELTS PRESS MACHINE

HOLO



Factory scene

© WENZHOU HOLO INDUSTRIAL EQP MFG CO.,LTD

Room 201, Building 3, NO.188 Wangxin Road Dongshan Street RUIAN Wenzhou

ZHEJIANG, China

Web: <http://www.holobelt.com>

Tel:(86)0577 65682000 Fax:(86)0577 65916651